




The LTB3503 bidirectional optical transceiver is ideally suited for 155 Mb/sec FSAN (Full Service Access Network) point-to-point Fiber to the Home equipment, or SONET/SDH OC-3, ATM, Fast Ethernet and ONU PON applications where a single SMF fiber is required to simultaneously carry both Tx and Rx signals up to 20 km. A built-in high isolation WDM enables full duplex operation. It is mounted in the MSA compliant 2X5 small form factor (SFF) package with the SC optical receptacle. The transmitter and receiver subassemblies incorporate a high performance 1310 nm MQW F-P laser assembly and high sensitivity 1550 nm PIN/TIA photo receiver with limiting amplifier. The differential AC coupled Tx and Rx data interfaces are LVPECL compatible. The Rx_SD monitor function is LVPECL compatible. The Tx_DISABLE control function is LVTTTL compatible. It operates from a single 3.3-volt power supply and is offered in two temperature ranges (-10°C to +70°C and (-30°C to +85°C). The Class I laser transmitter complies with international safety standards.



Applications

- Full Service Access Network (FSAN)
- Fiber to the Home (FTTH) ONU PON
- ATM, SONET, OC-3

Features and Benefits

- Transmitter and receiver in a single compact package
- Tx/Rx distance up to 20 km
- Integral simplex SC connector
- Single +3.3V power supply
- 100 mA nominal Tx section DC current
- 120 mA nominal Rx section DC current
- Industry standard SFF 2x5 outline
- 1310 nm MQW F-P laser diode transmitter
- High sensitivity 1550 nm PIN/TIA receiver with limiter
- Cross talk > -30 dB
- Differential LVPECL input and output interface
- Single ended LVTTTL Tx DISABLE function
- Single ended LVPECL Rx SD Alarm function
- Wave solderable and aqueous washable package
- Operating temperature ranges
 - C = -10°C to +70°C
 - H = -30°C to +85°C
- US FDA Accession Number 0210091-00

Laser Safety

This device incorporates a Class 1 laser source and complies with IEC 825, U.S. FDA 21, CFR 1040.10 and 1040.11 regulations. It must be operated within the specified temperature and voltage limits. The module optical ports module must be terminated with an optical connector or dust plug. Any internal modification to the transceiver renders the device non-compliant, voids any warranties and could result in a health hazard.

Absolute Maximum Ratings

Parameter	Symbol	Min	Max	Units
Storage Temperature	Tstg	-40	+85	°C
Operating Temp Range C	Tamb	-10	+70	°C
Operating Temp Range H	Tamb	-30	+85	°C
DC Supply	VCC	0	4.5	Volts
Signal / Data Input Voltage	Vin	GND	Vcc	Volts
Signal / Data Output Current	Iout	-	30	mA

Typical Operating Characteristics (T = -30 to +85 °C, VCC = 3.3 Volts, ICC = 100 mA TYP)

Parameter	Symbol	MIN	TYP	MAX	Units
Power Supply	VCC	3.135	3.3	3.465	V
Bit Rate		-	155	170	Mb/sec
Transmitter Section (F-P Laser Transmitter)					
Optical Output (into 9/125 μ SMF)	Pout	-14	-	-8	dBm
Tx Wavelength	λout	1260	1310	1360	nm
RMS Spectral Line Width	Δλ	-	-	6	nm
Extinction Ratio	ER	10	-	-	dB
Output Eye (Telcordia/Bellcore)		TR-NWT-000253 and ITU-T G.957 compliant			
Tx optical rise / fall time (10 - 90 %)	tr	-	-	2	ns
Input Noise floor	Rin	-	-	-116	dB/√Hz
Total Jitter	Tj	-	-	1	nsec
Signal / Data Input Current (LOW)	IIL	-350	-	-	μA
Signal / Data Input Current (HIGH)	IiH	-	-	350	μA
Differential Signal Input Voltage	VIH-VIL	300	-	-	mV p-p
Signal / Data Input Voltage (LOW)	VIL-VCC	-2	-	-1.58	V
Signal / Data Input Voltage (HIGH)	VIH-VCC	-1.1	-	-0.74	V
Receiver Section (PIN/TIA Receiver)					
Rx Optical Sensitivity	Pin	-	-	-31	dBm
Rx Operating Wavelength	λin	1480	1550	1600	nm
Rx Optical Pin Max	Pin MAX	-8	-	-	dBm
Signal Detect (ASSERT / Low to High)	Pa	-	-	-33	dBm
Signal Detect (DEASSERT / High to Low)	Pd	-43	-	-	dBm
Signal Detect Hysteresis	None	-	-	4	dB
Optical Return Loss	RL	14	-	-	dB
Signal Data Output Voltage - LOW	VIL-VCC	-2	-	-1.58	Volts
Signal Data Output Voltage - HIGH	VIH-VCC	-1.1	-	-0.74	Volts
Logic States: Tx ENABLE/DISABLE (LVTTTL); Rx SD (ECL 10K, 10KH, 100K, LVPECL)					
Tx ENABLE (Tx DIS = LOW)	Tx DISL	0	-	0.8	Volts
Tx DISABLE (Tx DIS = HIGH)	Tx DISH	VCC-1.3	-	VCC	Volts
Tx DISABLE shut off time	Tx DIS	-	-	1	msec
Rx SIGNAL DETECT (LOW)	VIL-VCC	-2	-	-1.58	Volts
Rx SIGNAL DETECT (HIGH)	VIH-VCC	-1.1	-	-0.74	Volts

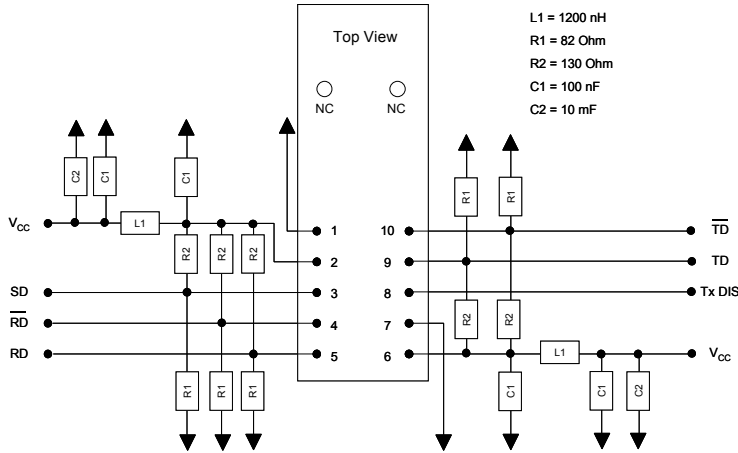


Ligent

intelligent photonics

LTB3503 1310 nm Tx / 1550 nm Rx

20 km 155 MBPS SC SFF Bi-Directional Transceiver



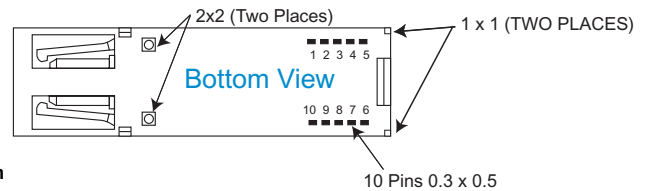
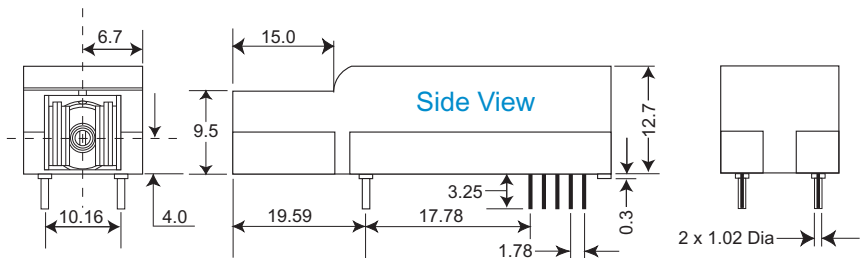
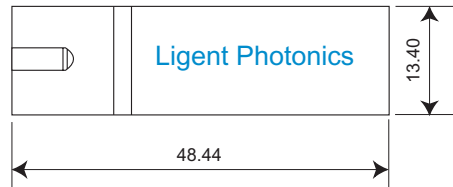
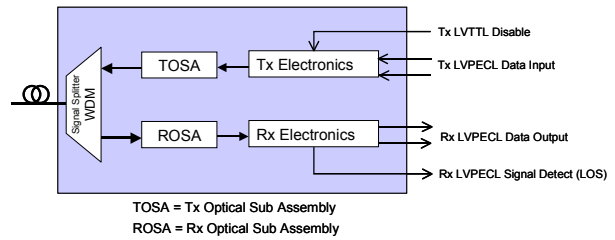
SFF 2X5 Bi-Directional Transceiver Pin Description

Pin	Name	Level	Notes
1	Vee		Rx -DC, Ground
2	Vcc		Rx +DC Supply
3	Rx_SD	LVPECL	HIGH = Normal; LOW = No Light
4	RDn	LVPECL	Rx Differential Data Out (-)
5	RDp	LVPECL	Rx Differential Data Out (+)
6	Vcc		Tx +DC Supply
7	Vee		Tx -DC, Ground
8	Tx_DIS	LVTTL	LOW = Normal, HIGH = Tx Disable
9	TDp	LVPECL	x Differential Data In (+)
10	TDn	LVPECL	Tx Differential Data In (-)

Circuit Design Notes

- The circuit layout must minimize stray lead inductance that could generate unwanted (spurious) signals or unwanted RF oscillation.
- The input impedance for each phase of the differential input and output signals is 50 Ohms to ground (82 Ohms in parallel with 130 Ohms). The use of micro strip is recommended for each signal path.
- The parasitic inductance of leaded components may desensitize the receiver or reduce the transmitter drive signal ($R+j\omega L$). The use of high quality chip resistors and chip capacitors are recommended.
- High-Q chokes are recommended for DC power supply decoupling to prevent a feedback path that can lead to unwanted RF oscillation. A 10 mF tantalum electrolytic capacitor is recommended for pulse charge storage.
- A ground plane on the bottom of the PCB may reduce the possibility of unwanted spurious signals and improve the sensitivity of the receiver. Plated through holes are recommended to minimize parasitic lead inductance.

Bi-Directional Transceiver Block Diagram



Dimensions are in mm

How to Order

Part Number	Data Rate	Package	Optical Interface	Transmitter	Receiver	Reach	Temperature Range
LTB3503 SC	155 Mb/s	2x5 SFF	SC Receptacle	1310 nm F-P	1550 nm PIN/TIA	20 km	-10 to +70°C
LTB3503 SH	155 Mb/s	2x5 SFF	SC Receptacle	1310 nm F-P	1550 nm PIN/TIA	20 km	-30 to +85°C



Ligent

intelligent photonics

LTB3503 1310 nm Tx / 1550 nm Rx

20 km 155 MBPS SC SFF Bi-Directional Transceiver

Ligent Sales Offices

Ligent Photonics

2701 Dukane Drive
Suite 200
St. Charles, IL 60174
PH (630) 513-7226
FX (630) 513-9173
WS www.ligentphotonics.com

Ligent Photonics

(Virginia Sales Office)
8210 Strathmore Lane
Roanoke, VA 24019
PH (540) 797-5793
FX (540) 366-5793
WS www.ligentphotonics.com

Bitel Technologies LTD

Nur Building
43 Ha'Atzmaut Way
PO BOX 94
Yehud, 56302, Israel
PH +(972) 3-6322655
FX +(972) 3-6322279
WS www.bitel.co.il

Gigatron Associates

968 St. Laurent Boulevard
Ottawa, Ontario K1K 3B3
PH (613) 747-3472
FX (613) 747-3474
WS www.gigatron.com

Gigatron Associates

56 Bartleman Crescent
Cambridge, ON
PH: (519) 220-1856
FX: (510) 220-1938
WS: www.gigatron.com

Gigatron Associates

450 Avenue Racine PH #5
Dorval, QB H9S 3K8
PH: (514) 984-2598
FX: (514) 620-7812
WS: www.gigatron.com

Gigatron Associates

2388 Eversyde Avenue SW
Calgary, AB T2Y 4X6
PH: (403) 257-0636
FX: (403) 257-0569
www.gigatron.com

Gigatron Associates

406-838 Agnes Street
New Westminster, BC V3M 6R3
PH: (604) 787-2340
FX: (604) 787-2343
WS: www.gigatron.com

New Age Electronics

3000 Northwood's Parkway
Suite 280
Norcross, GA 30071
PH (770) 242-8800
FX (770) 242-8180
WS www.newagelec.com

New Age Electronics

8376 Six Forks Road
Suite 202
Raleigh, NC 27615
PH (919) 866-0620
FX (919) 866-0621
WS www.newagelec.com

New Age Electronics

4900 Corporate Drive
Suite B
Huntsville, AL 35805
PH (256) 430-8000
FX (256) 430-8414
WS www.newagelec.com

New Age Electronics

182 Sunset Drive
Mt. Dora, FL 32757
PH: (352) 735-6101
FX: (352) 735-6116
WS: www.newagelec.com

New Age Electronics

100 SE 5th Court
Suite 37
Pompano Beach, FL 33060
PH: (407) 804-1210
FX: (954) 928-2889
WS: www.newagelec.com

KJS Marketing

PO Box 72
Crystal Lake, IL 60039
PH (815) 788-1002
FX (815) 788-1004
WS www.kjsmarketing.com

KJS Marketing

7872 Olive Lane North
Maple Grove, MN 55311
PH (763) 391-6557
FX (763) 391-6554
WS www.kjsmarketing.com

KJS Marketing

2A Street
Lake Lotawana, MO 64086
PH (816) 578-4751
FX (816) 774-2571
WS www.kjsmarketing.com

KJS Marketing

1802 Hammer Drive, NW
Cedar Rapids, IA 52405
PH (319) 265-8592
FX (319) 265-8593
WS www.kjsmarketing.com

KJS Marketing

PO Box 1521
Maryland Heights, MO 63043
PH (314) 469-4544
FX (314) 469-4535
WS www.kjsmarketing.com

KJS Marketing

154 Struckman Blvd
Bartlett, IL 60103
PH (630) 289-4548
FX (630) 289-3778
WS www.kjsmarketing.com

Kruvand Associates

1202 Richardson Drive
Suite 113
Richardson, TX 75080
PH (972) 437-3355
FX (972) 680-8854
WS www.kruvand.com

Kruvand Associates

8100 Shoal Creek Boulevard
Suite 250
Austin, TX 75080
PH (512) 454-1111
FX (512) 454-9858
WS www.kruvand.com

Kruvand Associates

10601 Grant Road
Suite 104
Houston, TX 77070
PH (713) 956-6741
FX (713) 972-680-8854
WS www.kruvand.com

K-Tech Sales

100 Century Center Court
Suite 405
San Jose, CA 95112
PH (408) 437-1808
FX (408) 437-1883
WS www.ktechsales.com